

Band Fundamentals Sight-Reading Book

Page 2

The Sight-Reading Book gives you short, practical teaching exercises to help your students develop the skills necessary for advancing literature.

See the progression through numbers 8, 9, and 12. This tied rhythm is a must and now you have teaching material to address it.

Key and range expanding exercises are set in simple rhythms.

Almost every page has chromatic exercises to build technical skill and reading ability.

2 8

9

10

Concert A \flat - Your B \flat

11 Apply the key signature.

12

Accent: The accent mark can be above or below the note. Emphasize accented notes.

13

Use this G \flat /F \sharp fingering in chromatic passages.

Band Fundamentals Sight-Reading Book

Page 3

Rhythm skill building lines like 14-16 are set in note patterns that are accessible to students as they deal with the developing rhythmic complexity.

Key and range exercises continue to have fingering help.

14 3



15 *Andante* - A moderately slow tempo



16 *Andante*



17



18 *Concert F - Your G*



19 Apply the key signature. Watch the 3rd note!



20 *Maestoso* - Majestic; with dignity *Marcato* - With emphasis; distinctly. Play marcato notes detached and accented.



21 Review chromatic lines on pages 1 & 2. D sharp is enharmonic to E flat.



Band Fundamentals Sight-Reading Book

Page 5

Rhythmic skills directly correlated to advancing band literature are offered in short learning exercises.


29




30



31



32




33



34



35



Band Fundamentals Sight-Reading Book

Page 13

Rhythmic and technical skill are developed through material that is directly related to band literature.

85

13



86

The articulations are a very important part of making the music sound good.



87

OK, no courtesy accidentals this time. Remember the key signature!



88

I hope you did well with the key signature because this tune moves fast.



89

Count!



90

Review previous chromatic lines.




Band Fundamentals Sight-Reading Book

Page 22

22


137



138



139



140



141

It is common to play the tongued eighth notes detached in rhythmic styles at moderate to fast tempos.



142



Daily exposure to the counting and technical skills in this book will help students learn the skills needed to read band literature.

Notice that the rhythmic training exercises use very accessible note patterns.



Band Fundamentals Sight-Reading Book
Page 25

This is the final page in the cut time section. Imagine how much better prepared students will be for their first attempt at a nice concert march.

There is also a great section on compound meter.

25

155



Remember, in cut time half notes () get 1 beat, and quarter notes () get ½ a beat.




156



157

In cut time a  receives $\frac{3}{4}$ of a beat, and an  receives $\frac{1}{4}$ of a beat.



158



159

Apply the key signature!



160



Band Fundamentals Sight-Reading Book

Page 31

Students will be ready as major contributors to advancing bands after working through the ties, rests, expanded range, and division of the beat in the Band Fundamentals Sight-Reading Book.

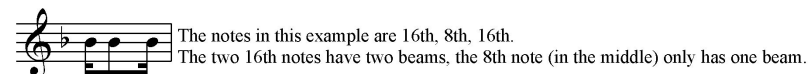
This book builds real reading skill!

31

190



191



192



193



194

In rhythmic styles like this tune the eighth notes are almost always played detached. It takes a little practice to get good at it.



195

